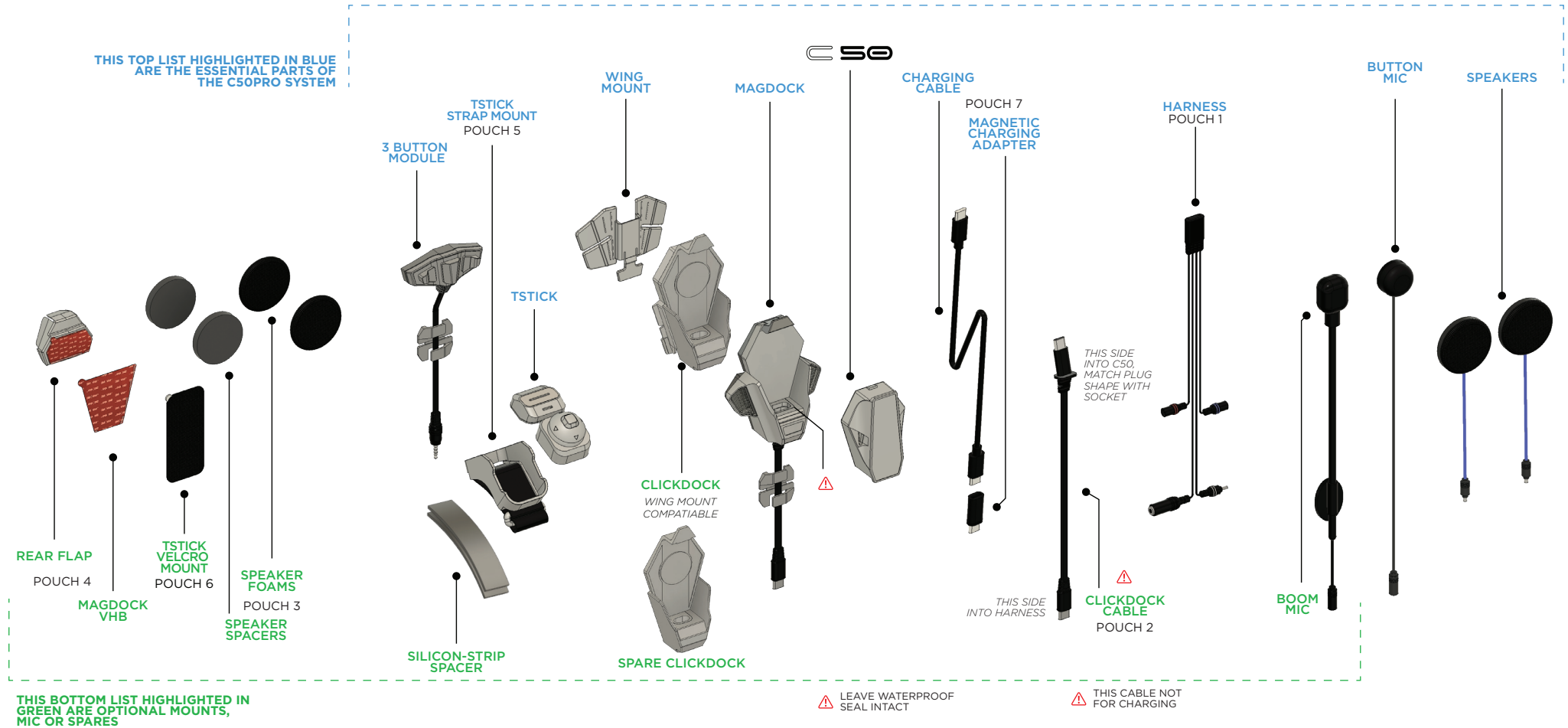


WHAT'S IN THE BOX



KEY THINGS TO KNOW ABOUT YOUR C50 PRO

1. C50 PRO box has a number of spares that you might need later. Keep them in a safe place.
2. THE USB-C to USB-C CLICKDOCK CABLE is a custom C50 cable and should NOT be used for charging the C50 or any other electronic device.
3. The speaker must be positioned in the helmet to line up with your ear canal for optimum audio experience
4. C50 auto-adjusts for your phone's audio level when the app connects for the first time (one-time calibration). Music might distort at max volume if the app is not installed.
5. MUSIC SHARING requires a one-time app set up.
6. RIDEGRID 2.0 features such as MUSIC SHARING and GROUP CONTROLS work only with PRIVATE GROUPS.

INSTALL THE APP TO ACCESS ALL FEATURES



NEED HELP?



WHATSAPP
+91 96067 18202




TOLL FREE
+91 95387 25827

TURN SHEET FOR INSTRUCTIONS

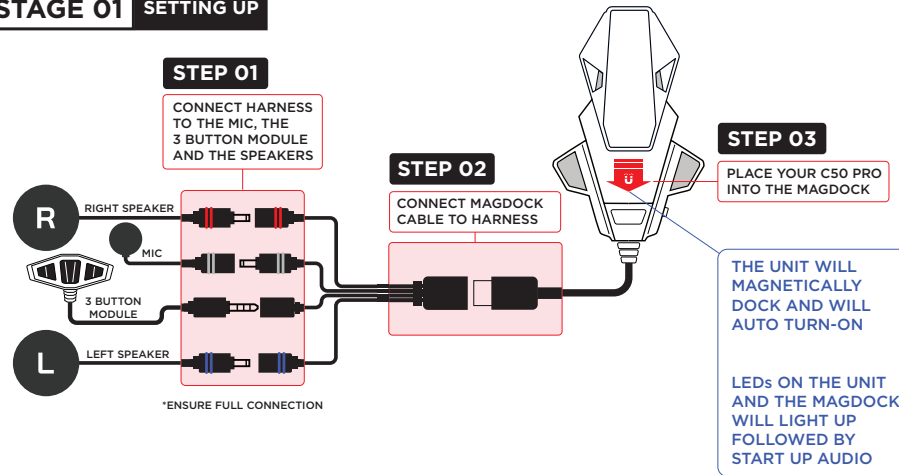


WATCH VIDEO FOR INSTALLATION STEPS



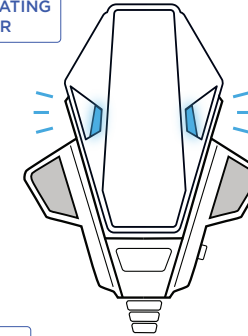
SCAN FOR THE INSTALLATION VIDEO

STAGE 01 SETTING UP



STAGE 02 PAIRING

THE LEDs WILL BLINK BLUE INDICATING IT'S READY TO PAIR



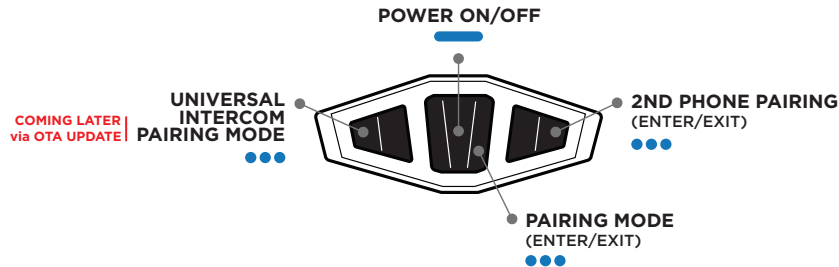
THE UNIT WILL GO INTO PAIRING MODE AUTOMATICALLY



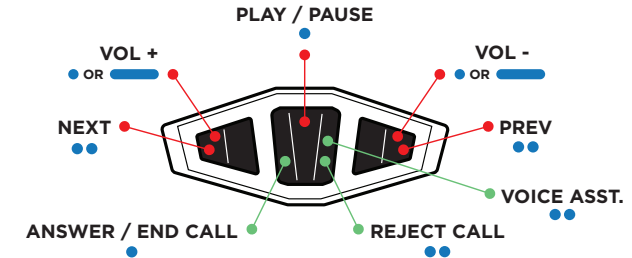
YOUR UNIQUE C50PRO DEVICE NAME WILL BE LISTED IN THE BLUETOOTH PAIRING LIST IN YOUR PHONE

3 BUTTON MODULE - BUTTON ACTIONS

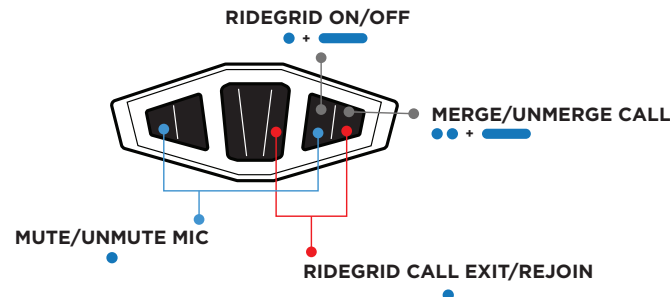
POWER / PAIRING



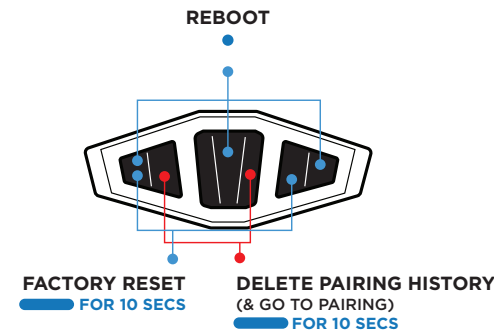
MUSIC & PHONE



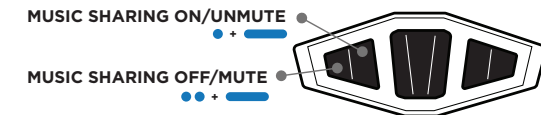
RIDE GRID 2.0 ADVANCED MESH INTERCOM



RESET / REBOOT



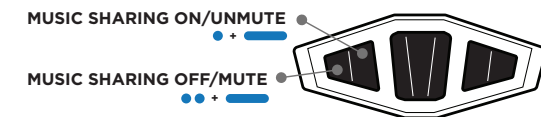
BUDDY CONNECT MUSIC SHARING (1-TO-1)



*Music sharing requires app setup for initial enable/disable.

NOTE - EITHER USER CAN TURN OFF/ON MUSIC SHARING

MESH MUSIC SHARING (GROUP)



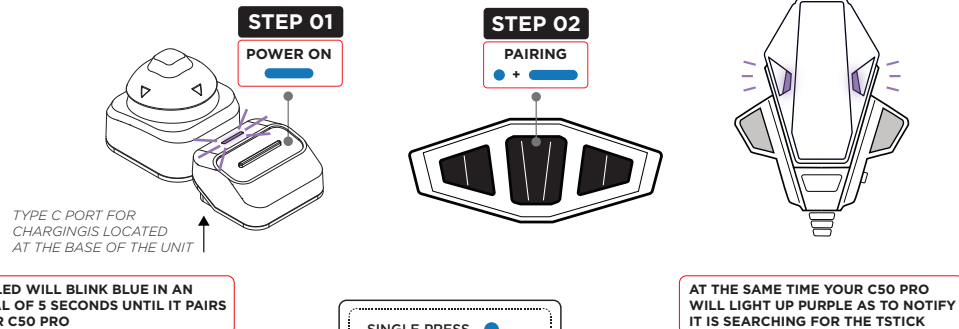
*ON/OFF is for the user streaming the music.
Mute/Unmute is for the listeners

*Music sharing requires app setup for initial enable/disable. NOTE - USER WHO IS STREAMING IS SELECTED USING THE APP

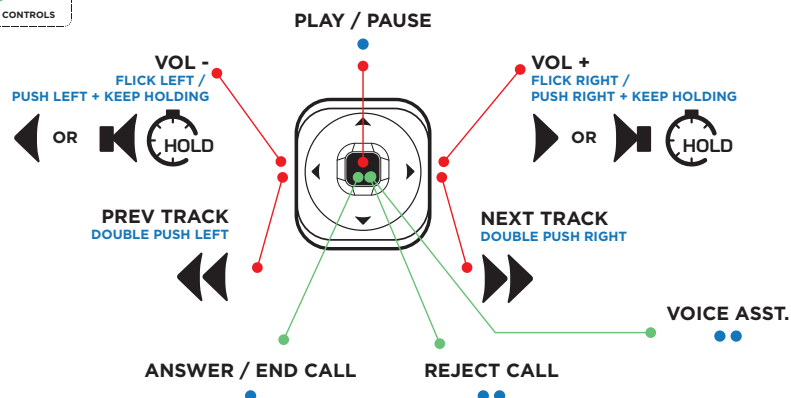
TSTICK - BUTTON ACTIONS

POWER / PAIRING

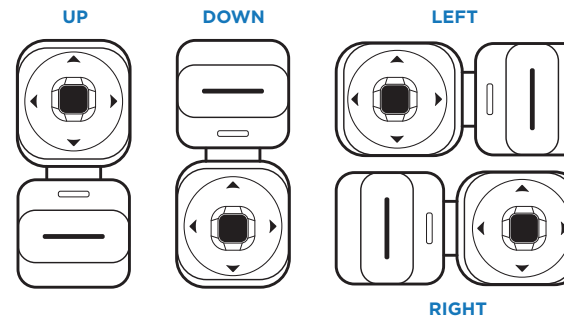
TSTICK PAIRS WITH C50PRO



MUSIC & PHONE



CHOOSE YOUR TSTICK ORIENTATION



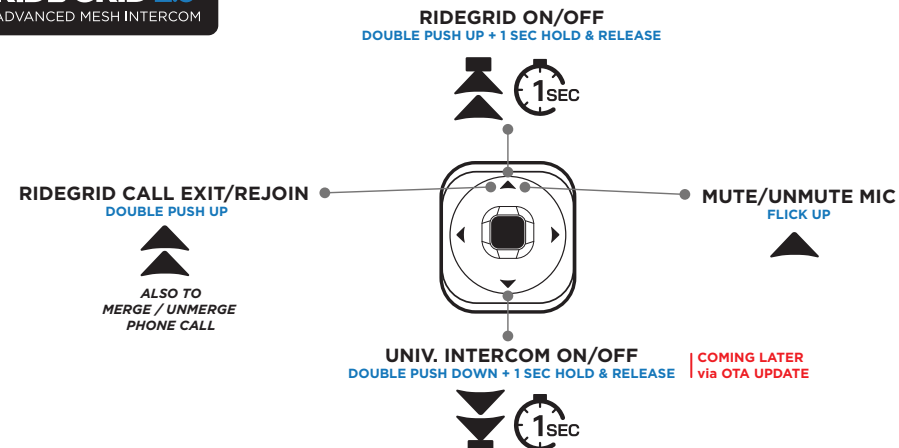
BEFORE YOU START USING THE TSTICK, DECIDE YOUR PREFERRED ORIENTATION.

“UP” IS THE DEFAULT ORIENTATION.

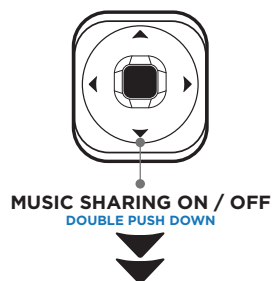
YOU CAN CHANGE THE ORIENTATION SETTING VIA THE APP.

THE TSTICK COMES WITH A HANDLEBAR GRIP MOUNT AS WELL AS A FLAT VELCRO STICKER MOUNT.

WE RECOMMEND PLACING THE TSTICK ON THE HANDLEBAR.



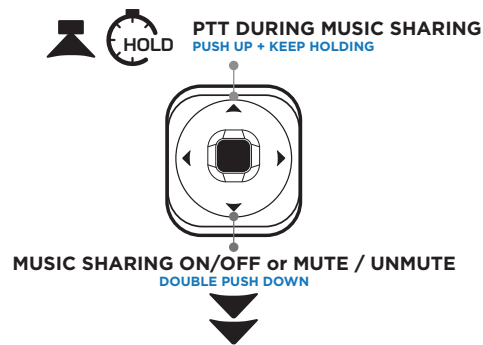
BUDDY CONNECT MUSIC SHARING (1-to-1)



NOTE - EITHER USER CAN TURN ON/OFF MUSIC SHARING

*Music sharing requires app setup for initial enable/disable.

MESH MUSIC SHARING (GROUP)

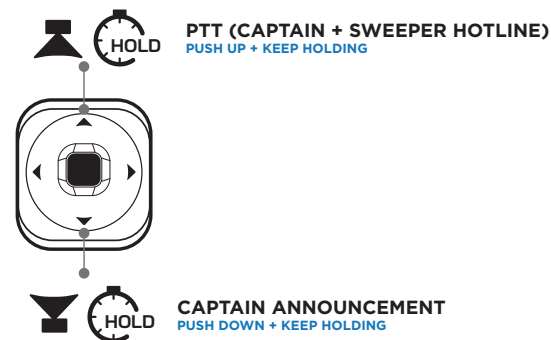


NOTE - USER WHO IS “STREAMING” HAS TO BE SELECTED USING THE APP

*Music sharing requires app setup for initial enable/disable.

*ON/OFF is for the user “streaming” the music. Mute/Unmute is for the “listeners”

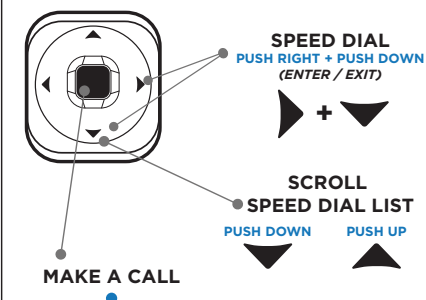
GROUP CONTROLS



PTT = PUSH TO TALK

NOTE - GROUP CONTROLS ARE NOT SUPPORTED IN MESH MUSIC SHARING MODE

SPEED DIAL



NOTE- SPEED DIAL SETUP WILL BE DONE VIA APP